

OPERATING INSTRUCTIONS
FOR
GIANT-TRAIL-VAC MODELS
888 - 898 - 1010 - 888MO - 898MO - 1010 MO

Your Giant-Trail-Vac comes complete in one crate, assembled with the necessary parts, with the exception of the Mower Attachment Kit which comes in a separate box.

Inspect your unit for any damage that might have occurred in shipping. If any is found, save the packing container and IMMEDIATELY notify the transport carrier who delivered your machine as he is responsible for the damage and is the only one to make any adjustments. Before leaving our plant, all components were completely inspected. All manufacturing dimensions are held to close tolerances, and thus, you will have little difficulty in assembling your Giant-Trail-Vac if you follow these steps.

MOTOR INSTRUCTIONS: You have received a complete engine manual with your machine. Especially note instructions on OILING. Fill out the warranty card immediately and send it to the engine manufacturer, as directed. Engines are warranted by the engine manufacturers and not by Giant-Vac. Consequently, if any difficulties exist, please contact them rather than us as much time will be saved as they would be the only ones to make any adjustments. If you will check the yellow pages in your telephone directory, you will find the local engine servicing dealer.

<p>CAUTION <u>ROTATING FAN</u> BEFORE MAKING <u>ANY ADJUSTMENTS</u> OR REPAIRS STOP ENGINE AND REMOVE SPARK PLUG WIRE. WHILE IN OPERATION KEEP ALL PARTS OF BODY AWAY FROM INTAKE AND EXHAUST SECTIONS.</p>

TRAILER BED: Your Giant-Trail-Vac has about 2 cubic yard trailer. The trailer will self-dump. When trailer is full, back trailer to the dumping yard. Take off the two back door catches and pick up back door and the debris will come out. Grease the trailer wheels every eight hours of operating the unit.

OPERATION: Your Giant-Trail-Vac is quite universal and has many attachments available. The most popular of these are as follows:

1. Direct mounted pick-up nose cones.
2. Rotary Mower attachments which fasten to the discharge side of garden tractor.
3. Hose Attachments.

NOSE CONE: The nose cone is mounted on the power unit and has two rubber flaps. It can be easily raised or lowered by loosening two bolts and sliding the flap by means of the adjustable slots provided. The height of the flaps depends upon the particular application. In essence, the back flap should be touching the surface.

GIANT-TRAIL-VACS.

ROTARY MOWER ATTACHMENTS: Giant-Vac manufactures a number of special attachments, custom-designed to fit on the rotary mowing attachments of many leading garden tractors. This kit consists of a special suction hood to be fastened to the discharge chute of the rotary mowers, a five foot length of 6 inch hose, and a six inch flange to bolt on to the front of the power unit. A hitch, specially designed for the individual make of the tractor is also supplied. In most instances, these are designed to bolt directly on to your individual tractor, and consequently, you do not have to drill any holes. The two piece hitch is necessary in order to "close couple" the trail-vac which is important for making turns when using these attachments.

HOSE CONNECTIONS: Hose kits consisting of a flange to bolt on to the power unit, a 10 foot length of hose and a nozzle to fit on the end of the hose are available. These can be had from 4 to 8 inches in diameter. The most popular size is 6 inches. These have many applications. Probably, the most important is to clean out such places as shrubbery beds.

HOSE KIT FOR NOSE CONE: This kit is bolted on to the front of nose cone. It has a 6" x 10' intake hose with nozzle. To operate hose kit, push arm on nose cone. When flap is closed, nose cone will not operate and all air is directed to the hose.

WARRANTY:

Within 90 days from the purchase date, Giant-Vac Mfg., Incorporated will replace free of charge for the original purchaser, any part or parts returned to our factory at South Windham, Connecticut and found by us to be defective in material and/or workmanship.

The filter screen is an expendable item and therefore, cannot be guaranteed.

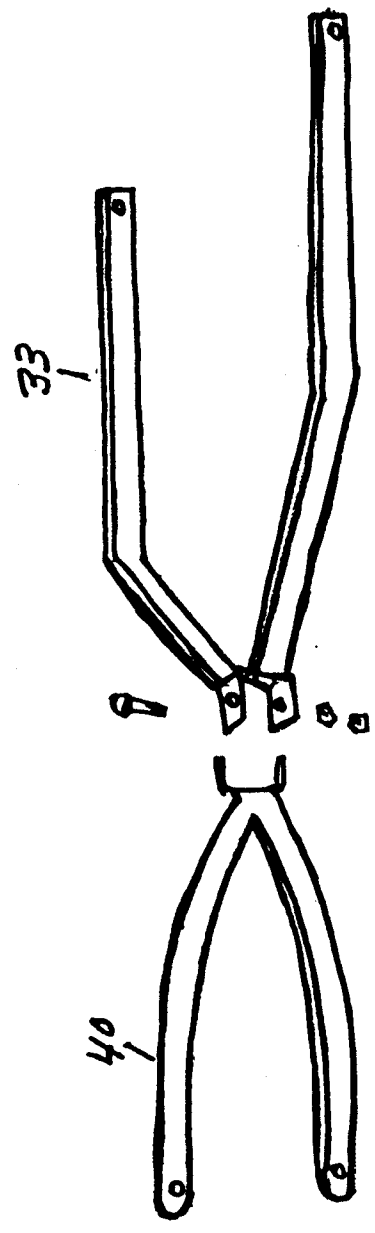
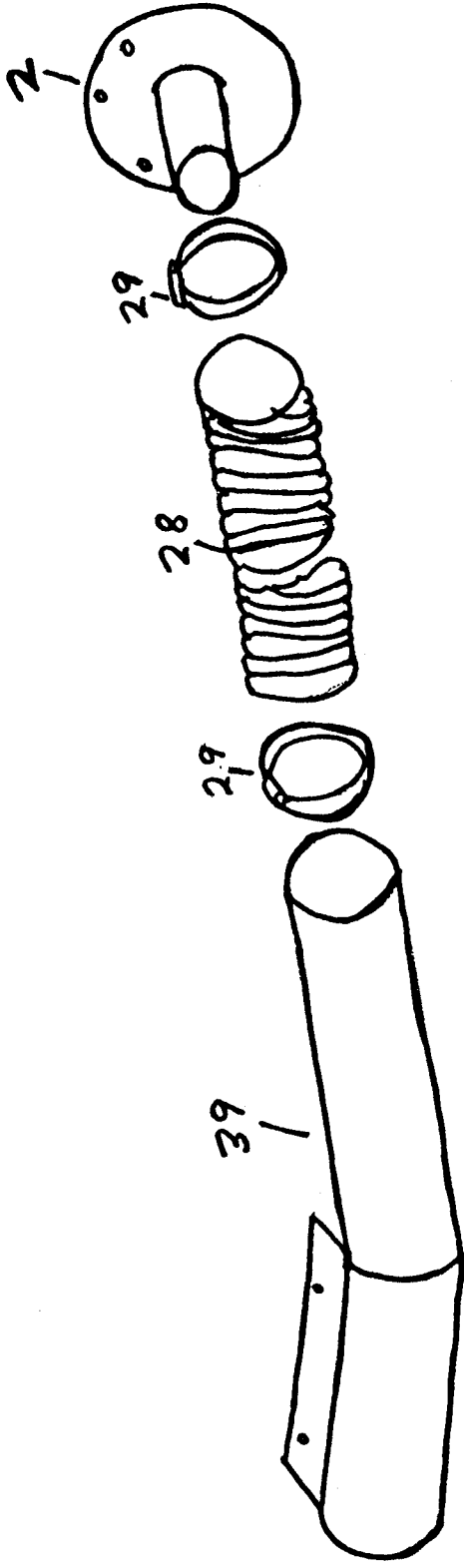
GIANT TRAIL-VAC MODELS
888 B&S - 898 KOH. - 1010 Koh.

<u>REF.NO.</u>	<u>PART NO.</u>	<u>DESCRIPTION</u>	<u>888 B&S</u>	<u>898 Koh.</u>	<u>1010 Koh.</u>
1	10022	Blower & Engine Base	1		
1	10023	Blower & Engine Base		1	
1	10024	Blower & Engine Base			1
2	20134	Intake Flange 6"	1	1	
2	20135	Intake Flange 6"			1
3	21502	Impeller	1		
3	21503	Impeller		1	
3	21513	Impeller			1
4	24514	Exhaust Stack	1	1	
4	24516	Exhaust Stack			1
5	24515	Exhaust Stack Flange	1	1	
5	24517	Exhaust Stack Flange			1
6	27035	Nose Cone Body 36"	1	1	
7	27036	Rubber Flap Mounted 36"	2	2	
6	27037	Nose Cone Body 42"			1
7	27038	Rubber Flap Mounted 42"			2
8	31026	T Bolt	3	3	3
8	31063	Nut, Lockwashers 3/8"			8
9	31089	Bolt, Hex Head 3/8 x 1"	4	4	4
10	31092	Hex Head Bolt w/Jam Nut 7/8 x 3"	2	2	2
11	31008	Lockwashers 3/8"	6	6	6
12	31009	Nuts 3/8"	4	4	4
13	31095	Hex Head Bolt 1 1/4" x 1/2"	8	8	8
14	31094	Lockwasher 1/2"	8	8	8
15	31022	Nut 1/2"	10	10	10
16	31093	Bolt Hex Head 1 x 1/2"	2	2	2
17	31043	Flat Washer 1/2"	10	10	10
18	31091	Door Bolt w/Nut 5" x 1/2"	2	2	2
19	31096	Bolt, Nut, Washer 5/16 x 1 1/4"		4	4
19	31057	Bolt, Nut, Washer 5/16 x 1 3/4"	4		
20	33001	Wheel 410 x 350 x 4 Pneu.	2	2	2
21	33031	Front Wheel Axle	2	2	2
22	33032	Front Wheel Spacer Set	2	2	2
23	33030	Castor Horn and Stud	2	2	2
24	31085	Collars 1/2"	4	4	4
25	33033	Wheel 16 x 650 x 8	2	2	2
26	33034	Back Wheel Axle 1"	2	2	2
27	33035	Back Wheel Spacer Set	4	4	4
28	34008	Intake Hose 6" x 5'	1	1	1
28	34004	Intake Hose 6" x 10'	1	1	1
29	34013	Hose Clamps 6"	2	2	2
30	35000	Throttle Control	1	1	1
31	37003	Door Holder Bracket	2	2	2
32	37004	Door and Spring Bracket	2	2	2
33	38002	Front Trailer Hitch	1	1	1
34	37016	Door Handle	1	1	1
35	37017	Door Bracket Stand Off	4	4	4
36	27052	Back Door	1	1	1
37	27051	Trailer Body	1	1	1

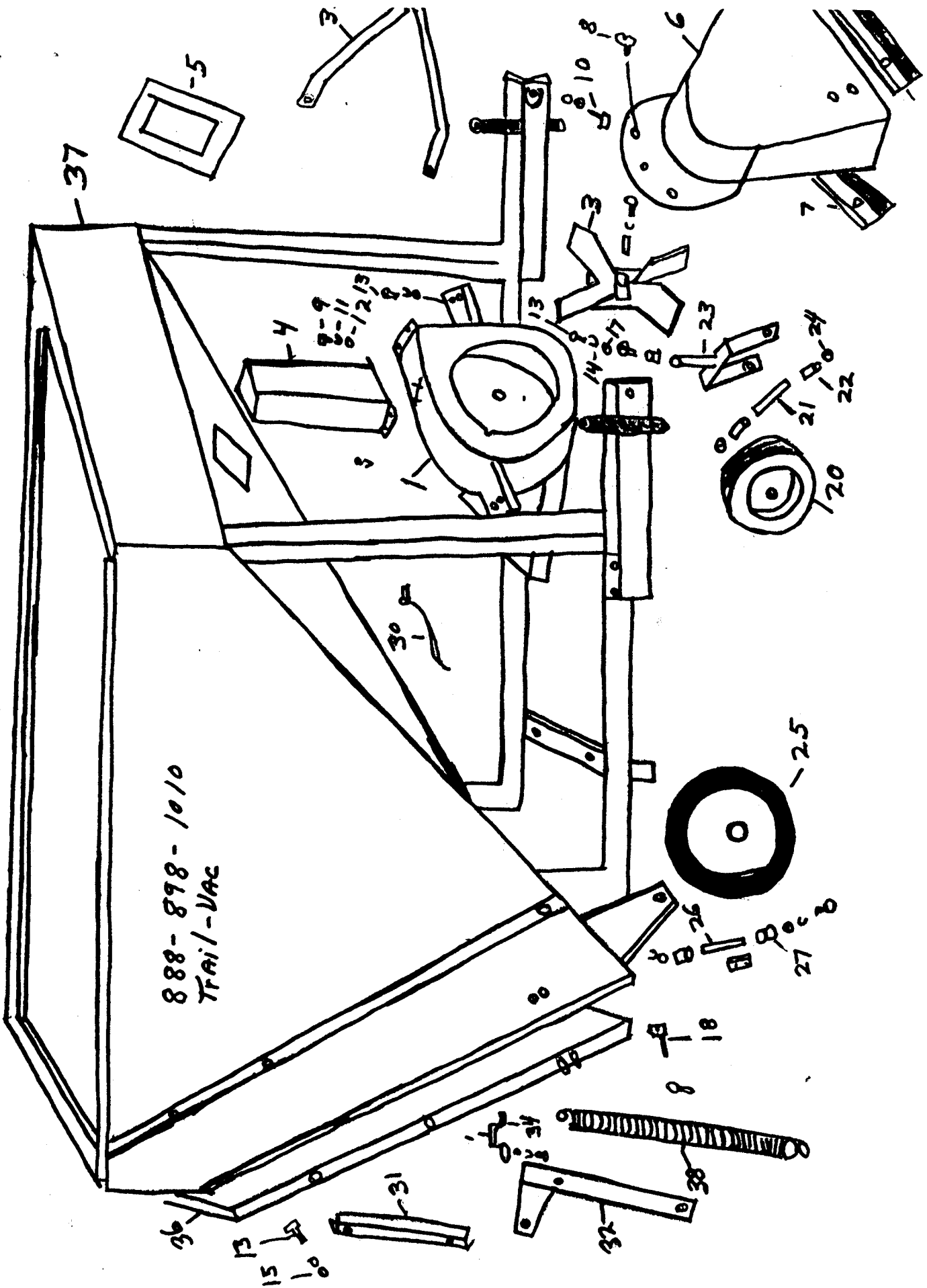
PART LIST NO. 5712

<u>REF.NO.</u>	<u>PART NO.</u>	<u>DESCRIPTION</u>	<u>888</u> <u>B&S</u>	<u>898</u> <u>Koh.</u>	<u>1010</u> <u>Koh.</u>
38	37008	Door Spring	2	2	2
39		MOWER CHUTE*	1	1	1
		TRACTOR REAR HITCH*			
		*TRACTOR NAME - SIZE OF MOWER			
41	33064	Roller Bearing 1"	2	2	2
42	33065	Bearing Cup	4	4	4
43	31163	Polypropylene Screen	1	1	1
	39002	8HP B&S Engine	1		
	39007	8HP Kohler Engine		1	
	39008	10HP Kohler Engine			1

FEBRUARY 1986



GIANT VAC TRAIL VAC
 Model 888-898-1010
 Suction Attachments



888-898-1010
Trail-Vac